


Wireless Product Matrix

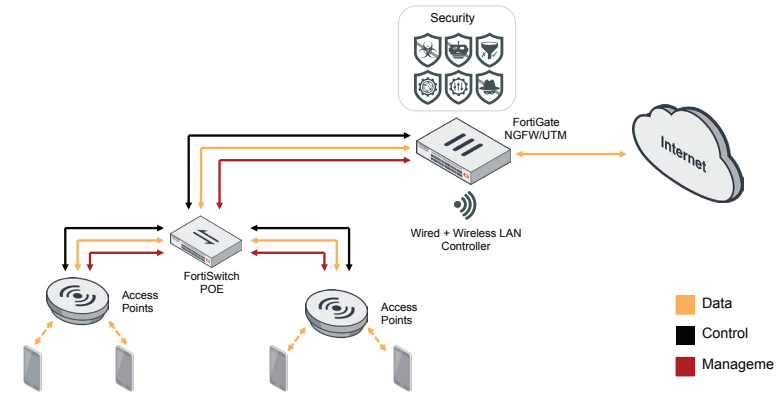
September 2025



Large campuses, distributed enterprises, and small businesses all have diverse WLAN architecture needs. That's why Fortinet provides a variety of models, from 2x2 to 4x4, internal or external antenna, to address any use case. Fortinet offers flexibility for configuration and control, either using our FortiGate security appliance as a controller or our cloud platform FortiEdge Cloud.

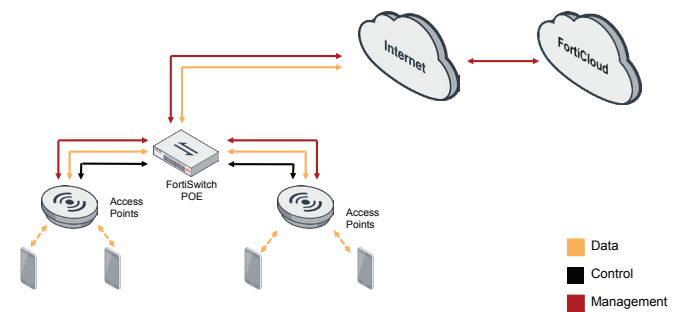
FortiGate Managed

The FortiGate Wireless Controller is built into all FortiGate models and does not require any additional licensing to use. This results in security-driven networking, where the network is converged with, and driven by security. The FortiLink protocol allows the FortiGate appliance to extend its best in class security directly to the wireless edge. Base NAC features are also included, giving more features and lower TCO. As part of our Security Fabric, the FortiGate Managed offering also allows for an extensive set of troubleshooting and reporting tools with FortiWLM and Artificial Intelligence with Machine Learning using FortiAIOps all within our Fabric Management Center.







FortiEdge Cloud Managed



FortiEdge Cloud management allows for centralized hosted cloud control of standalone FortiAP devices, scaling from a handful to thousands of FortiAPs. A FortiEdge Cloud subscription enables advanced features & troubleshooting plus additional configuration options and log retention.







FortiAP™ Integrated or Cloud Managed Wi-Fi 7 (802.11be) Access Points

	FAP-23JK	FAP-231K	FAP-241K	FAP-243K
				
Suggested Use Case	WiFi-7 indoor	WiFi-7 indoor	WiFi-7 indoor	WiFi-7 indoor
Hardware				
Number of Radios	3 + 1 BLE	3 + 1 BLE	4 + 1 BLE	4 + 1 BLE
Number of Antennas	4 Internal + 1 BLE Internal	4 Internal + 1 BLE Internal	6 Internal + 1 BLE Internal	6 External + 1 BLE Internal
Antenna Type and Peak Gain	Refer to Data Sheet	Refer to Data Sheet	Refer to Data Sheet	Refer to Data Sheet
Radio 1 Capabilities	2.4 GHz 2x2 20/40MHz	2.4 GHz 2x2 20/40MHz	2.4 GHz 2x2 20/40MHz	2.4 GHz 2x2 20/40MHz
Radio 2 Capabilities	5.0 GHz 2x2 20/40/80/160MHz	5.0 GHz 2x2 20/40/80/160MHz	5.0 GHz 2x2 20/40/80/160/240MHz	5.0 GHz 2x2 20/40/80/160/240MHz
Radio 3 Capabilities	6.0 GHz 2x2 20/40/80/160/320MHz	6.0 GHz 2x2 20/40/80/160/320MHz	6.0 GHz 2x2 20/40/80/160/320MHz	6.0 GHz 2x2 20/40/80/160/320MHz
Radio 4 Capabilities (scanning only)	-	-	2.4/5.0/6.0GHz 2x2 20/40/80/160MHz	2.4/5.0/6.0GHz 2x2 20/40/80/160MHz
Maximum Data Rate	Radio 1: up to 688 Mbps Radio 2:: up to 2.882 Gbps Radio 3: up to 5.765 Gbps	Radio 1: up to 688 Mbps Radio 2:: up to 2.882 Gbps Radio 3: up to 5.765 Gbps	Radio 1: up to 688 Mbps Radio 2:: up to 4.324 Gbps Radio 3: up to 5.765 Gbps	Radio 1: up to 688 Mbps Radio 2:: up to 4.324 Gbps Radio 3: up to 5.765 Gbps
BLE/ZigBee	• / •	• / •	• / •	• / •
Interfaces	1x 10/5/2.5/GE RJ45, 5x GE RJ45 1x RS-232 RJ45 Serial Port	1x 5/2.5/GE RJ45 1x RS-232 RJ45 Serial Port	1x 10/5/2.5/GE RJ45, 1x GE RJ45 1x RS-232 RJ45 Serial Port	1x 10/5/2.5/GE RJ45, 1x GE RJ45 1x RS-232 RJ45 Serial Port
Power over Ethernet (PoE)	802.3at	x1 802.3at PoE default	x1 802.3bt PoE default	x1 802.3bt PoE default
Power Consumption (Max.)	31 W	15.2 W	26.1 W	26.1 W
Simultaneous SSIDs	Up to 24	Up to 24	Up to 24	Up to 24
Maximum Tx Power	2.4GHz band: 25 dBm/316 mW (2 chains combined) 5.0GHz band: 22 dBm/158 mW (2 chains combined) 6.0GHz band: 21 dBm/125 mW (2 chains combined@320MHz BW)	2.4GHz band: 26 dBm/400 mW (2 chains combined) 5.0GHz band: 23 dBm/200 mW (2 chains combined) 6.0GHz band: 22 dBm/158 mW (2 chains combined@320MHz BW)	2.4GHz band: 25 dBm/316 mW (2 chains combined) 5.0GHz band: 26 dBm/400 mW (2 chains combined) 6.0GHz band: 23 dBm/200 mW (2 chains combined@320MHz BW)	2.4GHz band: 25 dBm/316 mW (2 chains combined) 5.0GHz band: 26 dBm/400 mW (2 chains combined) 6.0GHz band: 23 dBm/200 mW (2 chains combined@320MHz BW)
SSID Types Supported	Local-Bridge, Tunnel & Mesh	Local-Bridge, Tunnel & Mesh	Local-Bridge, Tunnel & Mesh	Local-Bridge, Tunnel & Mesh
Per Radio Client Capacity	Up to 512 per radio (Radio1, 2 & 3)	Up to 512 per radio (Radio1, 2 & 3)	Up to 512 per radio (Radio1, 2 & 3)	Up to 512 per radio (Radio1, 2 & 3)
Certifications				
Wi-Fi Alliance Certified	•	•	•	•
DFS Certified				


FortiAP™ Integrated or Cloud Managed Wi-Fi 7 (802.11be) Access Points

	FAP-441K	FAP-443K	
			
Suggested Use Case	WiFi-7 indoor	WiFi-7 indoor	
Hardware			
Number of Radios	4 + 1 BLE	4 + 1 BLE	
Number of Antennas	10 Internal + 1 BLE Internal + 1 Internal GPS	10 External + 1 BLE External + 1 Internal GPS	
Antenna Type and Peak Gain	Refer to Data Sheet	Refer to Data Sheet	
Radio 1 Capabilities	2.4 GHz 4x4 20/40MHz	2.4 GHz 4x4 20/40MHz	
Radio 2 Capabilities	5.0 GHz 4x4 20/40/80/160/240MHz	5.0 GHz 4x4 20/40/80/160/240MHz	
Radio 3 Capabilities	6.0 GHz 4x4 20/40/80/160/320MHz	6.0 GHz 4x4 20/40/80/160/320MHz	
Radio 4 Capabilities (scanning only)	2.4/5.0/6.0GHz 2x2 20/40/80/160MHz	2.4/5.0/6.0GHz 2x2 20/40/80/160MHz	
Maximum Data Rate	Radio 1: up to 1.148 Gbps Radio 2: up to 8.648 Gbps Radio 3: up to 11.530 Gbps	Radio 1: up to 1.148 Gbps Radio 2: up to 8.648 Gbps Radio 3: up to 11.530 Gbps	
BLE/ZigBee	• / •	• / •	
Interfaces	2x 10/5/2.5/GE RJ45, 1x RS-232 RJ45 Serial Port	2x 10/5/2.5/GE RJ45, 1x RS-232 RJ45 Serial Port	
Power over Ethernet (PoE)	802.3bt PoE default or x2 802.3at PoE (Dual PoE current sharing)	802.3bt PoE default or x2 802.3at PoE (Dual PoE current sharing)	
Power Consumption (Max.)	41.7 W	41.7 W	
Simultaneous SSIDs	Up to 24	Up to 24	
Maximum Tx Power	2.4GHz band: 29 dBm / 794 mW (4 chains combined) 5.0GHz band: 27.8 dBm / 602 mW (4 chains combined) 6.0GHz band: 23 dBm / 200 mW (4 chains combined @160MHz BW)	2.4GHz band: 29 dBm / 794 mW (4 chains combined) 5.0GHz band: 27.8 dBm / 602 mW (4 chains combined) 6.0GHz band: 23 dBm / 200 mW (4 chains combined @160MHz BW)	
SSID Types Supported	Local-Bridge, Tunnel & Mesh	Local-Bridge, Tunnel & Mesh	
Per Radio Client Capacity	Up to 512 per radio (Radio1, 2 & 3)	Up to 512 per radio (Radio1, 2 & 3)	
Certifications			
Wi-Fi Alliance Certified	•	•	
DFS Certified			





FortiAP™ Integrated or Cloud Managed Wi-Fi 6E (802.11ax) Access Points

	FAP-431G	FAP-433G	FAP-234G	FAP-432G
				
Suggested Use Case	High performance WiFi-6E indoor	High performance WiFi-6E indoor	WiFi-6E Outdoor	WiFi-6E Outdoor
Hardware				
Number of Radios	3 + 1 BLE	3 + 1 BLE	3 + 1 BLE	3 + 1 BLE
Number of Antennas	8 Internal + 1 BLE Internal	8 External + 1 BLE Internal	8 Internal + 1 BLE Internal, 1 GPS Internal	8 External + 1 BLE
Antenna Type and Peak Gain	PIFA: 4.0 dBi for 2.4GHz, 6.0 dBi for 5 GHz & 5.7dBi for 6GHz	5.0 dBi for 2.4GHz, 5.0 dBi for 5 GHz & 4.0dBi for 6GHz	Refer to Data Sheet	Refer to Data Sheet
Radio 1 Capabilities	2.4 GHz 4x4 20/40MHz	2.4 GHz 4x4 20/40MHz	2.4 GHz 2x2 20/40MHz	2.4 GHz 4x4 20/40MHz
Radio 2 Capabilities	5.0 GHz 4x4 20/40/80MHz	5.0 GHz 4x4 20/40/80MHz	5.0 GHz 2x2 20/40/80MHz	5.0 GHz 4x4 20/40/80MHz
Radio 3 Capabilities (Service and Scanning)	2.4/5.0/6.0 GHz 4x4 20/40/80/160MHz	2.4/5.0/6.0 GHz 4x4 20/40/80/160MHz	2.4/5.0/6.0 GHz 2x2 20/40/80/160 MHz	2.4/5.0/6.0 GHz 4x4 20/40/80/160 MHz
Maximum Data Rate	Radio 1: up to 1148 Mbps Radio 2: up to 2402 Mbps Radio 3: up to 4804 Mbps	Radio 1: up to 1148 Mbps Radio 2: up to 2402 Mbps Radio 3: up to 4804 Mbps	Radio 1: up to 574 Mbps Radio 2: up to 1201 Mbps Radio 3: up to 2401 Mbps	Radio 1: up to 1182 Mbps Radio 2: up to 2475 Mbps Radio 3: Up to 4804 Mbps
BLE/ZigBee/TPM	• / • / •	• / • / •	• / • / -	• / • / -
Interfaces	2x 5GE RJ45, 1x RS-232 RJ45 Serial Port	2x 5GE RJ45, 1x RS-232 RJ45 Serial Port	1x 2.5GE RJ45, 1 x GE RJ45, 1x RS-232 RJ45 Serial Port	1x 10GE RJ45, 1x RS-232 RJ45 Serial Port
Power over Ethernet (PoE)	1x 802.3bt PoE default or 2x 802.3at PoE (Dual PoE current sharing)	1x 802.3bt PoE default or 2x 802.3at PoE (Dual PoE current sharing)	802.3bt	802.3bt
Power Consumption (Max.)	31.7 W	31.7 W	28 W	41.2 W
Simultaneous SSIDs	Up to 24	Up to 24	Up to 24	Up to 8 per client serving radio
Maximum Tx Power	Radio 1: 2.4GHz: 27 dBm / 501 mW (4 chains combined) Radio 2: 5GHz: 26 dBm / 400 mW (4 chains combined) Radio 3: 6GHz: 24 dBm 251 mW (4 chains combined @ 160MHz BW)	Radio 1: 2.4GHz: 27 dBm / 501 mW (4 chains combined) Radio 2: 5GHz: 26 dBm / 400 mW (4 chains combined) Radio 3: 6GHz: 24 dBm 251 mW (4 chains combined @ 160MHz BW)	Radio 1: 2.4GHz: 26 dBm / 398 mW (2 chains combined) Radio 2: 5GHz: 26 dBm / 398 mW (2 chains combined) Radio 3: 5GHz: 26 dBm / 398 mW (2 chains combined), 6GHz: 26dBm/398 mW (2 chains combined EIRP)	Radio 1: 2.4GHz: 29.8 dBm / 955 mW (4 chains combined) Radio 2: 5GHz: 29.8 dBm / 955 mW (4 chains combined) Radio 3: 6GHz: 26 dBm / 400 mW (4 chains combined @ 160MHz BW)
SSID Types Supported	Local-Bridge, Tunnel & Mesh	Local-Bridge, Tunnel & Mesh	Local-Bridge, Tunnel & Mesh	Local-Bridge, Tunnel & Mesh
Per Radio Client Capacity	Up to 512 per radio (Radio1, 2 & 3)	Up to 512 per radio (Radio1, 2 & 3)	Up to 512 per radio (Radio1, 2 & 3)	Up to 512 per radio (Radio1, 2 & 3)
Certifications				
Wi-Fi Alliance Certified	•			
DFS Certified	CE	CE		



FortiAP™ Integrated or Cloud Managed Wi-Fi 6 (802.11ax) Access Points

FAP-831F	
	
Suggested Use Case	High performance 802.11ax indoor
Hardware	
Number of Radios	3 + 1 BLE
Number of Antennas	13 Internal + 1 BLE Internal
Antenna Type and Peak Gain	PIFA: 4 dBi for 2.4 GHz, 6 dBi for 5.0 GHz, 4 dBi for dual band Scanning
Radio 1 Capabilities	2.4 GHz 4x4 20/40MHz
Radio 2 Capabilities	5.0 GHz 8x8 (Mode 1), 4x4 = 4x4 (Mode 2)
Radio 3 Capabilities (Monitor Only)	2.4/5.0 GHz (1x1)
Maximum Data Rate	Radio 1: up to 1147 Mbps Radio 2: up to 4.804 Gbps Radio 3: scan only
BLE/ZigBee	• / -
Interfaces	1x 2.5GE RJ45, 1 x GE RJ45, 1x RS-232 RJ45 Serial Port
Power over Ethernet (PoE)	Dual 802.3at for full function, 802.3at with USB disabled
Power Consumption (Max.)	33 W
Simultaneous SSIDs	
Maximum Tx Power	Radio 1: 2.4GHz: 27 dBm / 500 mW (4 chains combined) Radio 2: 5GHz: 25.5 dBm / 354 mW (4 chains combined), Radio 3: NA
SSID Types Supported	Local-Bridge, Tunnel & Mesh
Per Radio Client Capacity	Up to 512 per radio Radio1 and Radio2
Certifications	
Wi-Fi Alliance Certified	•
DFS Certified	FCC, IC, CE, Japan, Brazil




FortiAP™ Integrated or Cloud Managed Wi-Fi 6 (802.11ax) Outdoor and Wall Plate Access Points

	FAP-234F	FAP-432F	FAP-432FR	FAP-23JF
				
Suggested Use Case	802.11ax outdoor	High performance 802.11ax outdoor	Ruggedized indoor/outdoor/industrial	802.11ax wall plate
Hardware				
Number of Radios	3 + 1 BLE	3 + 1 BLE	3 + 1 BLE	3 + 1 BLE
Number of Antennas	3 Internal + 1 BLE External	5 External + 1 BLE External	5 External + 1 BLE External	3 Internal + 1 BLE Internal
Antenna Type and Peak Gain	Dipole: 10 dBi for 2.4 GHz band, 10 dBi for 5.0 GHz	Dipole: 5.5 dBi for 2.4 GHz and 7.2 dBi for 5 GHz	Dipole: 5.5 dBi for 2.4 GHz and 7.2 dBi for 5 GHz	PCB: 4.0 dBi for 2.4 GHz and 4.0 dBi for 5 GHz
Radio 1 Capabilities	2.4 GHz 20/40MHz	2.4 GHz 20/40MHz	2.4 GHz 20/40MHz	2.4 GHz 20/40MHz
Radio 2 Capabilities	5.0 GHz 2x2 20/40/80MHz	5.0 GHz 4x4 20/40/80MHz, 2x2 160MHz	5.0 GHz 4x4 20/40/80MHz, 2x2 160MHz	5.0 GHz 2x2 20/40/80MHz
Radio 3 Capabilities (Monitor Only)	2.4/5.0 GHz (1x1)	2.4/5.0 GHz (1x1)	2.4/5.0 GHz (1x1)	2.4/5.0 GHz (1x1)
Maximum Data Rate	Radio 1: up to 574 Mbps Radio 2: up to 1200 Mbps Radio 3: scan only	Radio 1: up to 1147 Mbps Radio 2: up to 2402 Mbps Radio 3: scan only	Radio 1: up to 1147 Mbps Radio 2: up to 2402 Mbps Radio 3: scan only	Radio 1: up to 574 Mbps Radio 2: up to 1200 Mbps Radio 3: scan only
Bluetooth (BT/BLE)	• / •	• / •	• / •	• / •
Interfaces	2 x GE RJ45, 1x RS-232 RJ45 Serial Port	1x 2.5GE RJ45, 1 x GE RJ45, 1x RS-232 RJ45 Serial Port	1x 2.5GE RJ45, 1 x GE RJ45, 1x RS-232 RJ45 Serial Port	2x GE RJ45, 1x 802.3at PoE (PD), 1x 802.3af PoE (PSE), 2x pass-thru (in and out), 1x RS-232 RJ45 Serial Port
Power over Ethernet (PoE)	802.3af/at	802.3bt/at	802.3bt/at	802.3af/at
Power Consumption (Max.)	15.5 W	25 W w/o PSE out / 37.9 W with PSE out	25 W w/o PSE out / 37.9 W with PSE out	17.5W w/o PSE out / 31W with PSE out
Simultaneous SSIDs	16 (14 if background scanning enabled)	16 (14 if background scanning enabled)	16 (14 if background scanning enabled)	16 (14 if background scanning enabled)
Maximum Tx Power	Radio 1: 2.4 GHz: 27 dBm / 500 mW (2 chains combined)* Radio 2: 5 GHz: 25.5 dBm / 354 mW (2 chains combined)* Radio 3: N/A	Radio 1: 2.4 GHz 30 dBm / 1000 mW (4 chains combined)* Radio 2: 5 GHz 26 dBm / 398 mW (4 chains combined)* Radio 3: N/A	Radio 1: 2.4 GHz 29 dBm / 794 mW (4 chains combined)* Radio 2: 5 GHz 28 dBm / 630 mW (4 chains combined)* Radio 3: N/A	Radio 1: 2.4 GHz: 25 dBm / 158 mW (2 chains combined)* Radio 2: 5 GHz: 21 dBm / 158 mW (2 chains combined)* Radio 3: N/A
SSID Types Supported	Local-Bridge, Tunnel & Mesh	Local-Bridge, Tunnel & Mesh	Local-Bridge, Tunnel & Mesh	Local-Bridge, Tunnel & Mesh
Per Radio Client Capacity	Up to 512 per radio Radio1 and Radio2	Up to 512 per radio Radio1 and Radio2	Up to 512 per radio Radio1 and Radio2	Up to 512 per radio Radio1 and Radio2
Certifications				
Wi-Fi Alliance Certified	•	•	•	•
DFS Certified	FCC, IC, CE, Japan, Brazil, Taiwan, Korea	FCC, IC, CE, Japan, Brazil, Taiwan	FCC, IC, CE, Japan, Brazil, Taiwan	FCC, IC, CE, Japan, Brazil, Taiwan, Korea



FortiAP™ Integrated Indoor and Wall Plate Indoor 802.11ac Access Points

	FAP-221E	FAP-223E	
			
Suggested Use Case	Medium density indoor	Medium density indoor	
Hardware			
Number of Radios	2	2	
Number of Antennas	4 Internal	4 External (RP-SMA)	
Antenna Type and Peak Gain	Patch: 4 dBi for 2.4 GHz, 5 dBi for 5 GHz	Dipole: 4 dBi for 2.4 GHz, 5 dBi for 5 GHz	
Radio 1 Capabilities	2.4 GHz b/g/n (2×2:2) 20/40 MHz (256 QAM)	2.4 GHz b/g/n (2×2:2) 20/40 MHz (256 QAM)	
Radio 2 Capabilities	5 GHz a/n/ac (2×2:2) 20/40/80 MHz (256 QAM)	5 GHz a/n/ac (2×2:2) 20/40/80 MHz (256 QAM)	
Radio 3 Capabilities (Monitor Only)	-	-	
Maximum Data Rate	Radio 1: up to 400 Mbps Radio 2: up to 867 Mbps	Radio 1: up to 400 Mbps Radio 2: up to 867 Mbps	
Bluetooth (BT/BLE)	•	•	
Interfaces	1x GE RJ45	1x GE RJ45	
Power over Ethernet (PoE)	IEEE 802.3af	IEEE 802.3af	
Power Consumption (Max.)	12.36 W	12.36 W	
Simultaneous SSIDs	16 (14 client, 2 monitor)	16 (14 client, 2 monitor)	
Maximum Tx Power	2.4 GHz: 23 dBm / 200 mW (2 chains combined)** 5 GHz: 24 dBm / 251 mW (2 chains combined)**	2.4 GHz: 23 dBm / 200 mW (2 chains combined)** 5 GHz: 24 dBm / 251 mW (2 chains combined)**	
SSID Types Supported	Local-Bridge, Tunnel, Mesh	Local-Bridge, Tunnel, Mesh	
Per Radio Client Capacity	Up to 512	Up to 512	
Certifications			
Wi-Fi Alliance Certified	•	•	
DFS Certified	FCC, IC, CE, Japan, Taiwan, Korea	FCC, IC, CE, Japan, Taiwan, Korea	



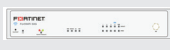


FortiAP Unified Threat Protection Capable Indoor Access Points

	FAP-U231F	FAP-U431F	FAP-U433F
			
Suggested Use Case	Mid-range 802.11ax indoor	High performance 802.11ax indoor	High performance 802.11ax indoor
Hardware			
Number of Radios	3 + 1 BLE	3 + 1 BT/BLE	3 + 1 BT/BLE
Number of Antennas	4 Internal + 1 BLE/ZigBee Internal	10 Internal + 1 BT/BLE Internal	10 External (RP-SMA) + 1 BT/BLE Internal
Antenna Type and Peak Gain	PIFA: 4 dBi for 2.4GHz, 6 dBi for 5GHz	PIFA: 4 dBi for 2.4 GHz, 6 dBi for 5 GHz	Dipole: 3.5 dBi for 2.4 GHz, 5 dBi for 5 GHz
Radio 1 Capabilities	2.4 GHz or 5.0 GHz (High Band) a/b/g/n/ac/ax (2x2:2) 20/40/80MHz (BPSK, QPSK, 64/256/1024 QAM)	5.0 GHz a/n/ac/ax (4x4:4) 20/40/80/160 MHz (64, 1024 QAM)	5.0 GHz a/n/ac/ax (4x4:4) 20/40/80/160 MHz (64, 1024 QAM)
Radio 2 Capabilities	5.0 GHz a/n/ac/ax (2x2:2) 20/40/80MHz (BPSK, QPSK, 64/256/1024 QAM)	2.4/5.0 GHz a/b/g/n/ac/ax (4x4:4) 20/40/80/160 MHz (64, 1024 QAM)	2.4/5.0 GHz a/b/g/n/ac/ax (4x4:4) 20/40/80/160 MHz (64, 1024 QAM)
Radio 3 Capabilities	2.4 GHz service b/g/n/ax (2x2:2), dual band scan, 20/40MHz (BPSK, QPSK, 64/256/1024 QAM)	2.4/5.0 GHz a/b/g/n/ac (2x2:2) 20/40 MHz (64 QAM)	2.4/5.0 GHz a/b/g/n/ac (2x2:2) 20/40 MHz (64 QAM)
Maximum Data Rate	Radio 1: up to 1201 Mbps Radio 2: up to 1201 Mbps Radio 3: up to 574 Mbps	Radio 1: up to 4,804 Mbps Radio 2: up to 4,804 Mbps Radio 3: up to 300 Mbps	Radio 1: up to 4,804 Mbps Radio 2: up to 4,804 Mbps Radio 3: up to 300 Mbps
BLE/ZigBee	• / •	• / -	• / -
Interfaces	2x GE RJ45, 1x Type A USB, 1x RS-232 RJ45 Serial Port	1x 2.5GE RJ45, 1x GE RJ45, 1x Type A USB, 1x RS-232 RJ45 Serial Port	1x 2.5GE RJ45, 1x GE RJ45, 1x Type A USB, 1x RS-232 RJ45 Serial Port
Power over Ethernet (PoE)	1 x 802.3at PoE default, 1 x 802.af PoE with reduce TX power and no USB function	Dual redundant PoE power ports with support for IEEE 802.3af & 802.3at	Dual redundant PoE power ports with support for IEEE 802.3af & 802.3at
Power Consumption (Max.)	18.5W	24.5 W	24.5 W
Simultaneous SSIDs	24 (21 if background scanning enabled)	16 (14 client, 2 monitor)	16 (14 client, 2 monitor)
Maximum Tx Power	Radio 1: 2.4GHz: 23 dBm / 200 mW (2 chains combined)* 5GHz: 22 dBm / 158 mW (2 chains combined)* Radio 2: 5GHz: 22 dBm / 158 mW (2 chains combined)* Radio 3: 2.4GHz: 23 dBm / 200 mW (2 chains combined)* 5GHz: 22 dBm / 158 mW (2 chains combined)	Radio 1: 5 GHz: 24 dBm / 251 mW (4 chains combined)* Radio 2: 2.4 GHz: 26 dBm / 398 mW (4 chains combined)* 5 GHz: 24 dBm / 251 mW (4 chains combined)* Radio 3: 2.4 GHz: 22 dBm / 158 mW (2 chains combined)*	Radio 1: 5 GHz: 24 dBm / 251 mW (4 chains combined)* Radio 2: 2.4 GHz: 26 dBm / 398 mW (4 chains combined)* 5 GHz: 24 dBm / 251 mW (4 chains combined)* Radio 3: 2.4 GHz: 22 dBm / 158 mW (2 chains combined)*
SSID Types Supported	Local-Bridge, Tunnel & Mesh	Local-Bridge, Tunnel & Mesh	Local-Bridge, Tunnel & Mesh
Per Radio Client Capacity	Up to 512	Up to 512	Up to 512
Certifications			
Wi-Fi Alliance Certified		•	•
DFS Certified		FCC, IC, CE, Japan, Taiwan, Korea	FCC, IC, CE, Japan, Taiwan, Korea

FortiAP Unified Threat Protection Capable Outdoor Access Points

	FAP-U234F	FAP-U432F
		
Suggested Use Case	Mid-range 802.11ax Outdoor	High performance 802.11ax Outdoor
Hardware		
Number of Radios	3 + 1 BLE	3 + 1 BLE
Number of Antennas	3 Internal + 1 BLE External	10 External + 1 BT/BLE
Antenna Type and Peak Gain	Directional patch Antenna	Dual band Dipole Omni Directional Peak Gain 5.5dBi for 2.4GHz and 7dBi for 5.0GHz
Radio 1 Capabilities	2.4 GHz a/b/g/n (2x2:2) or 5.0 GHz (high band) a/b/g/n/ac/ax (2x2:2) (64/256/1024 QAM)	2.4 GHz a/b/g/n (4x4:4) (64 QAM) or 5.0 GHz (high band) a/b/g/n/ac/ax (4x4:4) (64/256/1024 QAM)
Radio 2 Capabilities	5.0 GHz a/n/ac/ax (2x2:2) 20/40/80/160 MHz (64/256/1024 QAM)	5.0 GHz a/b/g/n/ac/ax (4x4:4) 20/40/80/160 MHz (64/256/1024 QAM)
Radio 3 Capabilities	2.4/5.0 GHz dual band b/g/n/ac (2x2:2) 20/40 MHz (64 QAM)	2.4/5.0 GHz dual band b/g/n/ac (2x2:2) 20/40 MHz (64 QAM)
Maximum Data Rate	Radio 1: up to 2,402 Mbps Radio 2: up to 2,402 Mbps Radio 3: up to 300 Mbps	Radio 1: up to 4,804 Mbps Radio 2: up to 4,804 Mbps Radio 3: up to 300 Mbps
Bluetooth (BT/BLE)	• / -	• / -
Interfaces	1 x GE RJ45, 1 x 2.5GE RJ45, 1x RS-232 RJ45 Serial Port	1 x GE RJ45, 1 x 2.5GE RJ45, 1x RS-232 RJ45 Serial Port
Power over Ethernet (PoE)	802.3at	802.3at
Power Consumption (Max.)	21 W	32W max (without PSE) & 45W max (with PSE 12.99W)
Simultaneous SSIDs	16 (14 if background scanning enabled)	16 (14 if background scanning enabled)
Maximum Tx Power	Radio 1: 2.4GHz: 25 dBm / 316 mW (2 chains combined)* 5GHz: 25 dBm / 316 mW (2 chains combined)* Radio 2: 5GHz: 25 dBm / 316 mW (2 chains combined)* Radio 3: 2.4GHz: 27 dBm / 501 mW (2 chains combined)* 5GHz: 25 dBm / 316 mW (2 chains combined)*	Radio 1: 2.4 GHz: 29 dBm / 794 mW (4 chains combined)* 5.0 GHz: 28 dBm / 630 mW (4 chains combined)* Radio 2: 5.0 GHz: 26 dBm / 400 mW (2 chains combined)* Radio 3: 2.4 GHz: 26 dBm / 400 mW (2 chains combined) 5.0 GHz: 24 dBm / 251 mW (2 chains combined)*
SSID Types Supported	Local-Bridge, Tunnel & Mesh	Local-Bridge, Tunnel & Mesh
Per Radio Client Capacity	Up to 512 per radio Radio1 and Radio2	Up to 512 per radio Radio1 and Radio2
Certifications		
Wi-Fi Alliance Certified		
DFS Certified		CE

FortiWiFi™ Firewall and WiFi Gateway

	FWF-30G	FWF-40F	FWF-50G	FWF-60F	FWF-70G	FWF-80F-2R
						
Suggested Deployment	Home/small office	Home/small office	Home/small office	Distributed office	Distributed office	Distributed office
Hardware						
Form Factor	Desktop, wall mountable	Desktop, wall mountable	Desktop, wall mountable	Desktop, wall mountable	Desktop, wall mountable	Desktop, wall mountable
Dimension	1.6 × 5.6 × 6.3 in	1.6 × 8.5 × 6.6in	1.7 × 8.5 × 7.0 in	1.5 × 8.5 × 6.3 in	1.6 × 8.5 × 6.3in	2.4 × 8.5 × 7 in
Kensington Lock	—	—	—	—	—	—
Ethernet Interfaces	1 x GE RJ45 WAN, 3 x GE RJ45 Switch ports	1 x GE RJ45 WAN, 4 x GE RJ45 Switch ports	1 x GE RJ45 WAN, 4 x GE RJ45 Switch ports	3 x GE RJ45 WAN/DMZ, 7 x GE RJ45 Switch ports	7 x GE RJ45 Ports, 2 x GE RJ45 WAN Ports, 1 x GE RJ45 DMZ Port	2 x RJ45/SFP shared media, 8 x GE RJ45 Switch ports
Other WiFi Variants	—	—	FWF-51E, FWF-50G-SFP, FWF- 50G-DSL, FWF-50G-5G-II	+ Storage (FWF-61F)	FWF-71G, FWF-70G-POE	+ Storage (FWF-81F-2R)
Wireless						
IEEE Standard	802.11a/b/g/n/ac/ax	802.11 a/b/g/n/ac-W2	802.11a/b/g/n/ac/ax	802.11 a/b/g/n/ac-W2	802.11a/b/g/n/ac/ax	802.11 a/b/g/n/ac/ax
Number of Radios	2	1	2	1	2	2 wifi + 1 scan
Radio 1 Band (association rate)	TBA	2.4GHz / 5GHz (450 / 1300Mbps)	TBA	2.4GHz / 5GHz (450 / 1300Mbps)	TBA	2.4 GHz (574 Mbps)
Radio 2 Band (association rate)	TBA	—	TBA	—	TBA	5.0 GHz (1201 Mbps)
MIMO	2×2	3×3	2×2	3×3	2×2	2×2
Max / recommended number of concurrent clients	128 / 30	128 / 30	128 / 30	128 / 30	128 / 30	128 / 30
Antenna Type and Count	TBA	3 di-pole antennas (RP-SMA)	TBA	3 di-pole antennas (RP-SMA)	TBA	3 di-pole antennas (RP-SMA)
Antenna Gain	TBA	4.2 dBi/(3.5dBi-5GHz)	TBA	4.2 dBi/(3.5dBi-5GHz)	TBA	4.5 dBi/(5.5dBi-5GHz)
Max TX Power	TBA	20dBm	TBA	20dBm	TBA	23 dBm
Number of SSIDs	8 (7 client, 1 monitor)	8 (7 client, 1 monitor)	8 (7 client, 1 monitor)	8 (7 client, 1 monitor)	8 (7 client, 1 monitor)	8 (7 client, 1 monitor)
Traffic Queues	4 queues	4 queues	4 queues	4 queues	4 queues	8 (7 client, 1 monitor)
Rogue AP scanning						
Dual Band Scanning	•	•	•	•	•	•
Background Scan	•	•	•	•	•	•
Full-time dedicated monitor	•	•	•	•	•	•
Single Radio Dual band scanning	•	•	•	•	•	•
Management						
WebUI & CLI	•	•	•	•	•	•
Max managed APs	16	16	16	96	96	96
Cloud deployment support	•	•	•	•	•	•
Certifications						
Wi-Fi Alliance Certified						
DFS Certified						

* Certification covers following specifications: - 802.11a/b/g/n, Short Guard Interval, TX A-MPDU, STBC, 40 MHz operation in 5 GHz/WPA™ Personal, WPA™ Enterprise /Personal, WPA2™ , Enterprise / Personal, WMM™, EAP-TLS, EAP-TTLS/MSCHAPv2, PEAPv0/EAP-MSCHAPv2, PEAPv1/EAP-GTC, EAP-SIM, EAP-AKA, EAP-FAST, 802.11 d/h, WMM Power Save..

** Additional filtration added to reduce interference in 2.4GHz band from nearby cellular equipment.

FortiGate/FortiWiFi® Wireless Controller (with FortiOS 7.4+)

	FortiGate/FortiWiFi 30 & 40 Series	FortiGate/FortiWiFi 60 & 70 Series	FortiGate/FortiWiFi 80 & 90 Series	FortiGate 100 Series	FortiGate 200 Series
Hardware					
Product Range / Form Factor	Entry / Desktop	Entry / Desktop	Entry / Desktop	Mid Range / 1 RU	Mid Range / 1 RU
GE PoE/PoE+ Interfaces	-	-	- / 8 (FG80/81F-POE)	-	-
Capacity					
Maximum Supported APs (Tunnel Mode)	8	32	48 - 64	64	128
Maximum Supported APs (Total)	16	64	96 - 128	128	256
Max number of SSIDs	16 - 32	16 - 32	16 - 32	256	256
Max CAPWAP throughput	3.5 Gbps	8 to 8.5 Gbps	9 to 23.6 Gbps	15 to 35 Gbps	20 Gbps
	FortiGate 400 Series	FortiGate 600 to 900 Series	FortiGate 1000 to 3000 Series	FG-4000 Series	FG-VM Series
Hardware					
Product Range / Form Factor	Mid Range / 1 RU	Mid Range / 1 RU	High End / 2-3 RU	High End / 3 RU	-
Capacity					
Maximum Supported APs (Tunnel Mode)	256	512 - 1,024	2,048	4,096	32 - 2,048
Maximum Supported APs (Total)	512	1,024 - 2,048	4,096 - 8,192	8,192	64 - 4,096
Max number of SSIDs	256	512	1,024 - 4,096	4,096	32 - 1,024
Max CAPWAP throughput	14.8 - 65 Gbps	18 Gbps - 70 Gbps	11 Gbps - 65 Gbps	47 - 63 Gbps	Refer to Data Sheet



This document is provided as a convenient comparison of Fortinet products and services. The datasheet for any product or service can be found on www.fortinet.com should be consulted for the most updated specifications.

Copyright © 2025 Fortinet, Inc. All rights reserved. Fortinet®, FortiGate®, FortiCare® and FortiGuard®, and certain other marks are registered trademarks of Fortinet, Inc., and other Fortinet names herein may also be registered and/or common law trademarks of Fortinet. All other product or company names may be trademarks of their respective owners. Performance and other metrics contained herein were attained in internal lab tests under ideal conditions, and actual performance and other results may vary. Network variables, different network environments and other conditions may affect performance results. Nothing herein represents any binding commitment by Fortinet, and Fortinet disclaims all warranties, whether express or implied, except to the extent Fortinet enters a binding written contract, signed by Fortinet's General Counsel, with a purchaser that expressly warrants that the identified product will perform according to certain expressly-identified performance metrics and, in such event, only the specific performance metrics expressly identified in such binding written contract shall be binding on Fortinet. For absolute clarity, any such warranty will be limited to performance in the same ideal conditions as in Fortinet's internal lab tests. Fortinet disclaims in full any covenants, representations, and guarantees pursuant hereto, whether express or implied. Fortinet reserves the right to change, modify, transfer, or otherwise revise this publication without notice, and the most current version of the publication shall be applicable.