

LIEBERT® ITA2™ UPS

8 and 10 kVA, 208/220V Three-Phase



OVERVIEW

The Liebert® ITA2™ is an online UPS designed to power three-phase (in/out), 208/220V IT systems simply, reliably, and economically.

Key Benefits

- Flexible placement. Use inside a rack or in a tower configuration
- Compact, high power density
- Easy to install and manage
- High power factor maximizes the usable power
- Operates efficiently to save energy
- Optimized maintenance bypass maintains power, even during servicing (optional)
- Extended battery runtimes (optional)
- Flexible, easy to configure power distribution

Ideally Suited For Powering Many IT Systems

- IT closets, servers and more
- Branch, small-midsize IT systems
- Medical/lab testing equipment
- VoIP
- ISDN & frame relay applications
- Storage systems
- Security systems
- Light industrial
- Replacement for aging UPS

The Small Three-Phase UPS Solution

For three-phase critical systems under 10kVA, consider the Liebert ITA2 UPS. It stabilizes power to protect systems and data. Professionals can define the feature set they need to meet their IT performance goals.



RACKMOUNT POWER MADE EASY

- Compact UPS system with intuitive control panel
- Optimized modules minimize space used in the rack
- Easily configurable

Shown here is the Liebert ITA2 UPS with (2) battery cabinets.

VERTICAL/TOWER PLACEMENT

- Support base provides convenient and stable placement on a floor
- Adjustable display panel ensures readability and ease of use
- Configuration easily extends to batteries and the maintenance bypass cabinet



Shown here the UPS and battery cabinets in a tower arrangement.

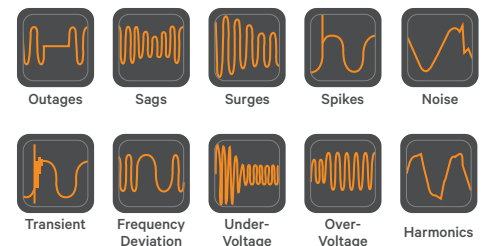
Flexible, Reliable and Functional

The Liebert ITA2 offers a space-saving design to meet your power needs. Options are available to address specific runtimes, distribution and availability requirements.

Save Now, Save Later. Compared to Competitive Models.

- Lower first costs
- Reduce operating costs
- Minimize downtime costs
- Lower TCO

Protect Critical IT Systems From All Key Electrical Threats



More of What You Need: High Power Density

The Liebert® ITA2™ is designed with a high power factor in a small footprint. This increased power density maximizes the usable power to meet the needs of advanced IT operations.

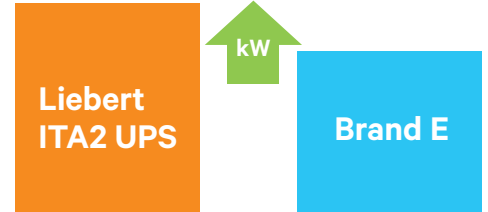


UPS



Battery Cabinet

Get Up to 10% More Power



Maintenance Bypass Cabinet Enables Availability and Flexibility

Utilize the optimized maintenance bypass option to enhance availability and keep your critical systems running during routine service or replacement. A maintenance bypass interlock ensures proper bypass operation.



Front view (panel off) offers easy access to breakers



Rear view with I/O connections and Power Output Distribution options (hardwire and/or PODs) ★

Power Distribution: Easier, Faster, Less Costly Deployment

Fast, flexible and easy to deploy power output distribution options can be quickly matched for specific power requirements. Hardwired is standard, with several integrated options to obtain convenient receptacle connectivity.

DISTRIBUTION OPTION	QTY OF RECEPTACLES	PART NUMBER
Hardwire	-	Does Not Apply
L21-30R	2	PD3-001
L21-20R	2	PD3-009
L6-30R	6	PD3-002
L6-20R	6	PD3-006
L5-30R	6	PD3-003
L5-20R	6	PD3-005
L15-30R	6	PD3-007
L15-20R	6	PD3-010
CS8364C	1	PD3-008
IEC60309 4W+G	1	PD3-011

★ Mix and match POD assemblies to power different loads. Refer to your Rack PDU for details.

Intelligent Communications

The Liebert® ITA2™ offers an intuitive control panel, network connectivity communications card and optional software monitoring, all designed to ensure visibility, control and peace of mind for manned or unmanned locations. You can even monitor key environmental and room conditions.

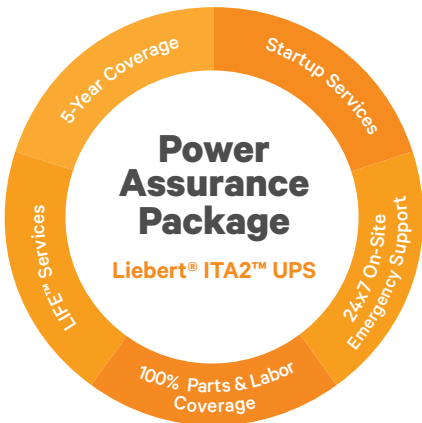
Trellis™ Power Insight

Trellis™ Power Insight is an application that can monitor your Liebert UPS systems and provide real-time trending for critical UPS performance management. In the event of a need to shutdown the UPS, the software ensures a graceful shutdown routine so no damage occurs to the data or systems.



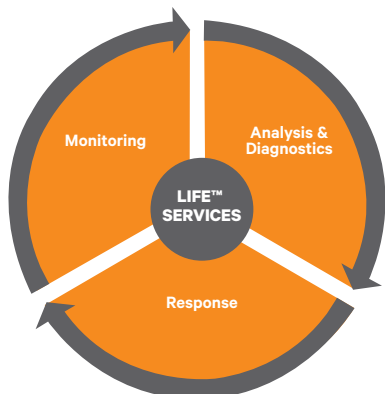
Service and Support

We get you started and keep you going. Only Vertiv Services can provide the degree of support required to ensure the availability needed for critical systems. Several programs are available to meet the needs of your operation.



Power Assurance Package

The Power Assurance Package from Vertiv Services gives you a trusted partner and a complete, worry-free power protection solution to assure uptime at your small or remote IT sites.



LIFE™ Services

Vertiv LIFE Services provides secure, remote monitoring by experts to provide early detection and response.

This UPS can monitor:



- Capacity
- Temperature
- Humidity
- Access
- Leaks

IS-Unity card - Supports remote and local environmental monitoring. Compatible with the Trellis™ Platform, Liebert Nform™ and Liebert SiteScan™. Connect to IT networks and building management systems (BACNET/MODBUS).

Vertiv also has a full line of racks and rack PDUs.



Technical Support / Service

Website: www.VertivCo.com | **Monitoring:** Liebert.Monitoring@VertivCo.com | 800-222-5877 | Outside North America: +00800-1155-4499 | **Three-Phase UPS & Power Systems** 800-543-2378 | Outside North America: 614-841-6598

ITEM		8KVA	10KVA
Input 3 Phase	Rated Voltage	208/220 VAC, 3 Phase, 4W+Gnd	
	Voltage Range	96VAC ~ 144VAC	
	Rated Frequency	60Hz	
	Frequency Range	40Hz~70Hz	
	Power Factor	≥0.99, at full load; ≥0.98, at half load	
Output 3 Phase	Rated Power	7.2kW	10kW
	Power Factor	.9	1
	Voltage	208/120VAC or 220/127VAC (3 Phase, 4W + Gnd)	
	Frequency Synchronization Range	Rated frequency ± 3Hz. Configurable range: ±0.5 Hz~±5Hz	
	Frequency Track Rate	0.5Hz/s. Configurable range: 0.2/0.5/1Hz/s (single UPS), 0.2Hz/s (parallel system)	
	Crest Factor	3:1	
	Voltage Harmonic Distortion	<4% (linear load); <5% (non-linear load)	
	Dynamic Response Recovery Time	60ms	
	Overload Capacity	At 25 °C: 105% ~ 125%, 5 min; 125% ~ 150%, 1 min; 150%, 200ms	
	Bypass Voltage	Upper Limit: +10% Lower Limit: -10%, -15%, -20%; default -10%	
	AC-AC Efficiency	Up to 93%	
	Battery	Type	Sealed, Lead-Acid, Maintenance-Free
Cell No.		192 by default	
Rated Voltage		384VDC	
Charge Current		<3.5A	
Transfer Time	Utility to Battery	0ms	
	Inverter to Bypass	Synchronous Transfer: ≤0ms Asynchronous Transfer (default): ≤20ms or 40ms, 60ms, 80ms, 100ms and 200ms are available	
Noise	<55dB		
Panel Display Mode	Color LCD		
Safety	IEC/EN62040-1; UL/CSA, cULus (UL 1778 5th Edition, CSA No. 22.2 107.3)		
EMC	Conduction Emission	IEC/EN62040-2	
	Harmonic Current	IEC/EN61000-3-12	
Surge Protection	IEC/EN-61000-4-5, Endurance Level 4 (4kV) (live line to earth), Level 3 (2kV) (during live lines); ANSI C62.41, 6kV/20hms		
Protection Level	IP20		
Ambient Condition	Operating Temperature	32-122 ° F (0-50 ° C) (0.7 will be derated above 122 ° F [50 °])	
	Storage Temperature	No Battery: -40~158 ° F (-40~ +70 ° C); With Battery: -13~131 ° F (-25~ +55 ° C)	
	Relative Humidity	5%RH~ 95% RH, non-condensing	
	Altitude, ft. (m)	Sea Level to 10,000 ft. (3000m) without derating	
Dimensions, W x D x H, in. (mm)	UPS	16.9 x 19.7 x 5.1 (430 x 500 x 130)	
	Battery Cabinet (minimum of 2 required)	16.9 x 19.7 x 5.1 (430 x 500 x 130)	
	Maintenance Bypass Cabinet (MBC)	16.9 x 22.4 x 10.3 (430 x 570 x 261)	
Weight, lb. (kg)	UPS	Net: 50.7 (23)	Shipping: 70.5 (32)
	Battery cabinet	Net: 115 (52.2) each	Shipping: 306.4 (139)
	MBC	Net: 39.7 (18.02)	Shipping: 59.5 (27)

VertivCo.com | Vertiv Headquarters, 1050 Dearborn Drive, Columbus, OH, 43085, USA

© 2019 Vertiv Co. All rights reserved. Vertiv and the Vertiv logo are trademarks or registered trademarks of Vertiv Co. All other names and logos referred to are trade names, trademarks or registered trademarks of their respective owners. While every precaution has been taken to ensure accuracy and completeness herein, Vertiv Co. assumes no responsibility, and disclaims all liability, for damages resulting from use of this information or for any errors or omissions. Specifications are subject to change without notice.