


422 RS485 Serial DB9 to Terminal Block Adapter

DB92422

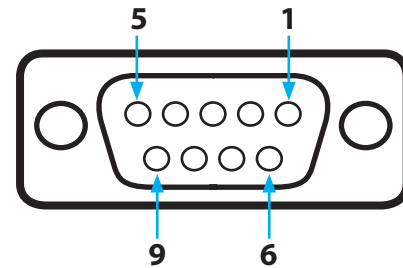
Front View




DB9-Female Pin Assignment

Signal	9 Pins
TXD- (DATA-)	1
TXD+ (DATA+)	2
RXD+	3
RXD-	4
GND	5
NC	6
NC	7
NC	8
NC	9

*NC = No connection



Rear View



5-pin Terminal Blocks Pin Assignment

