

# User Guide of DEV5400



## **Disposal Instruction (US)**

For better protection of our earth, please don't throw this electronic device into municipal trash bin when discarding.

To minimize pollution and ensure utmost protection of the global environment, please recycle the product. For more information about the collection and recycling of Waste Electrical and Electronic Equipment (WEEE), you are invited to visit our homepage at [www.aopen.com](http://www.aopen.com) under “Green Products”

## **廃棄上の指示**

より良い地球保護のために、電子機器を廃棄処分にする時は、ゴミ箱に捨てないで下さい。汚染を最小限に抑え、地球環境の最大限の保護のために、製品をリサイクルして下さい。 廃電気電子機器 (WEEE) の回収とリサイクルについての情報は、弊社ホームページ [www.aopen.com](http://www.aopen.com) の “Green Products” (環境に優しい製品) をご覧下さい。

## **廢棄及回收處理**

為了保護環境，請勿將本產品當作一般廢棄物處理。為減少環境污染，維護地球資源，本產品報廢時，請回收本產品。

## **Instruktion til bortskaffelse (Danish)**

Af hensyn til vores miljø bedes De ikke bortskaffe denne elektroniske enhed i en almindelig affaldsspand. For at mindske forurening og sikre beskyttelse af miljøet bedes De genbruge produktet. For yderligere information vedrørende indsamling og genbrug af elektronik-affald (Waste Electrical and Electronic Equipment (WEEE)) er De velkommen til at besøge vores website [www.aopen.com](http://www.aopen.com) og læse nærmere under "Green Products".

### **Verwijderingsinstructie (Dutch)**

Om mogelijke schade aan het milieu of de menselijke gezondheid door ongecontroleerde afvalverwijdering te voorkomen, moet u dit elektronisch product scheiden van andere soorten afval en op een verantwoorde manier recyclen. Verwijder dit product dan ook alstublieft niet samen met ander huishoudelijk afval. Voor meer informatie over de verzameling en recycling van elektrisch afval en elektronische apparatuur (WEEE), nodigen we u uit om onze homepage te bezoeken [www.aopen.com](http://www.aopen.com) onder "Green Products".

### **Instruction de Disposition (French)**

Pour une meilleure protection de la terre, ne jetez pas ce dispositif électronique dans la poubelle municipale lors de la disposition. Pour éliminer la pollution et assurer la plus grande protection de l'environnement global, réutilisez s'il vous plaît le produit. Pour plus d'informations sur la gestion des déchets d'Equipements Electriques et Electroniques (DEEE ou WEEE), vous êtes invité à visiter notre site à [www.aopen.com](http://www.aopen.com) sous " Green Products".

### **Entsorgungsanleitung (German)**

Zum besseren Schutze unseres Planeten, schmeissen Sie elektrische Geräte bitte nicht in öffentliche Mülleimer. Zur Verringerung der Verschmutzung und zur Sicherstellung grösstmöglichen Schutzes der Umwelt recyceln Sie bitte das Produkt. Für mehr Informationen zum Sammeln und Recyceln von elektrischen und elektronischen Müll (WEEE) besuchen Sie bitte unsere Homepage unter [www.aopen.com](http://www.aopen.com) unter dem Punkt "Green Products".

### **Istruzioni per lo smaltimento (Italian)**

Per una migliore salvaguardia del nostro pianeta, si prega di non gettare questo dispositivo elettronico nei normali rifiuti al momento dell'eliminazione. Per ridurre al minimo l'inquinamento ed assicurare la massima protezione dell'ambiente, si prega di riciclare il prodotto. Per maggiori informazioni riguardanti la raccolta ed il riciclaggio delle apparecchiature elettriche ed elettroniche residue (WEEE), siete invitati a visitare la nostra homepage [www.aopen.com](http://www.aopen.com) alla voce "Green Products".

### **Instruksjoner for Resirkulering og Oppsamling (Norwegian)**

For å beskytte vår planet, kast ikke dette elektroniske utstyret sammen med vanlig avfall. For å beskytte vår natur og miljø, vennligst resirkuler dette produktet. For mer informasjon om oppsamling og resirkulering i henhold til Waste Electrical and Electronic Equipment (WEEE), se vår hjemmeside på [www.aopen.com](http://www.aopen.com) under "Green Products".

### **REEE - Programa de Tratamento de Resíduos de Equipamentos Eléctricos e Electrónicos (Portuguese)**

Para melhor protecção ambiental do nosso planeta terra, não coloque o dispositivo electrónico no receptáculo de lixo municipal. Para minimizar a poluição e garantir protecção máxima do ambiente global, recicle o produto. Para mais informações sobre acerca da recolha e reciclagem de Equipamento Eléctrico e Electrónico (WEEE), convidamos-lhe a visitar nossa página na Internet em [www.aopen.com](http://www.aopen.com) sobre "Green Products".

### **Instrucciones para depositar los productos electrónicos (Spanish)**

Para proteger mejor el medio ambiente, por favor, no deposite los productos electrónicos en los contenedores de basura tradicionales. Para reducir la contaminación y proteger el medio ambiente se recomienda que los recicle. Para más información acerca de dónde depositar y cómo reciclar Equipos Electrónicos y Desperdicios Electrónicos (WEEE), por favor, visite la página web [www.aopen.com](http://www.aopen.com) y entre en la sección Productos Ecológicos ("Green Products").

### **Kassering (Swedish)**

För att bättre värna om vår jord bör denna elektroniska utrustning ej kasseras tillsammans med vanligt avfall. För att minimera mängden föroreningar och så långt som möjligt skydda den globala miljön bör produkten återvinnas. För vidare information om insamling och återvinning av uttjänta elektriska och elektroniska produkter (Waste Electrical and Electronic Equipment, WEEE), besök avsnittet "Green Products" på vår hemsida, [www.aopen.com](http://www.aopen.com).

## **Copyright**

Copyright of this publication belongs to AOpen Inc. AOpen reserves the right to change the content of this publication without obligation to notify any party of such changes or revisions. No part of this publication may be reproduced, transcribed, transmitted, translated into any language, stored in a retrieval system in any form or by any means electronically, mechanically, optically without the prior written permission of this company.

## **Disclaimer**

AOpen makes no warranties or representations, either expressed or implied, with respect to the content herein and specifically disclaims any warranties, merchantability of fitness for any particular purpose.

AOpen and AOpen logos used herein are registered trademarks of AOpen Inc.  
All other brand names and trademarks are owned by their respective owners.

**Copyright © by AOpen Inc.**

**All rights reserved.**

## Safety Instructions

1. Please read these safety instructions carefully.
2. Please keep this User's Manual for later reference.
3. Please disconnect this equipment from connector before cleaning. Don't use liquid or sprayed detergent for cleaning.  
Use moisture sheet or cloth for cleaning.
4. Make sure the equipment is connected to the power source with the correct voltage, frequency, and ampere.
5. All cautions and warnings on the equipment should be noted.
6. Never pour any liquid into opening; this could cause fire or electrical shock.
7. Never open the equipment. For safety reason, the equipment should only be opened by qualified service personnel.
8. If one of the following situations arises, get the equipment checked by a service personnel :
  - a. Liquid has penetrated into the equipment.
  - b. The equipment has been exposed to moisture.
  - c. The equipment has not work well or you can not get it work according to user's manual.
  - d. The equipment has dropped and damaged.
  - e. If the equipment has obvious sign of breakage.
9. Caution on use of battery: Use the battery recommended by the manufacturer or the same type of battery installed by the manufacturer. If incorrect battery is used, it may cause explosion or fire hazard. Recycle or discard used batteries according the manufacturer's instruction or your local authority.



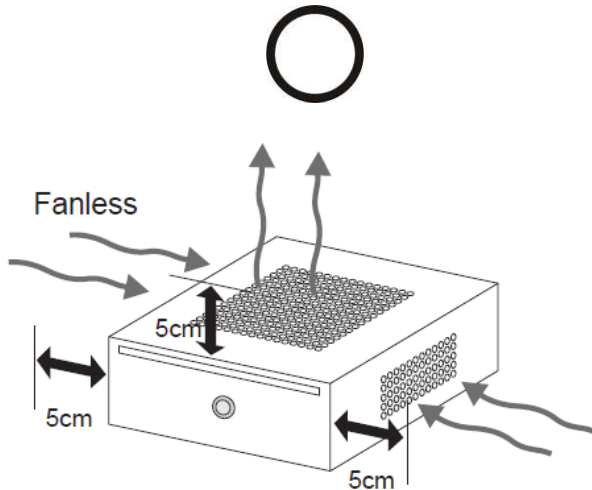
10. Safety caution concerning laser products:

DVD-ROM/CD-RW combo drive is “Class I Laser Product” This equipment, built with DVD and/or CD disc drives using laser beam to read or write data on optical discs, is classified as “Class 1 laser product”. While the laser optical drive is reading data from or writing data to an optical disc, do not force open the disc drive door. Press the Eject button to retrieve the optical disc only after the in-use indicator goes off.

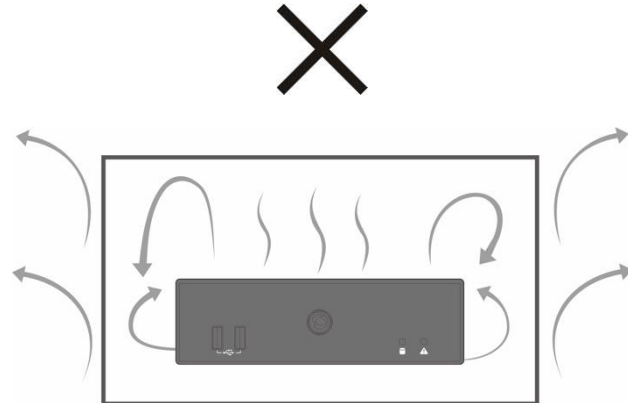
11. Ambient operation temperature: 0 ~ 40 degrees C.

12. Risk of overheating!

- Do not install DEV5400 in a closed space. Be sure the ventilation holes in the DEV5400 side for at least 1 to 2 inches or 2 to 5 cm of space for ventilation. To ensure that other objects do not cover the ventilation holes on DEV5400



In right side and rear side keep space at least 5cm.



Don't put operating device inside closed space.



## **FCC notice**

This device has been tested and found to comply with the limits for a Class B digital device pursuant to Part 15 of the FCC Rules. These limits are designed to provide reasonable protection against harmful interference in a residential installation. This device generates, uses, and can radiate radio frequency energy and, if not installed and used in accordance with the instructions, may cause harmful interference to radio communications.

However, there is no guarantee that interference will not occur in a particular installation. If this device does cause harmful interference to radio or television reception, which can be determined by turning the device off and on, the user is encouraged to try to correct the interference by one or more of the following measures:

- Reorient or relocate the receiving antenna.
- Increase the separation between the device and receiver.
- Connect the device into an outlet on a circuit different from that to which the receiver is connected.
- Consult the dealer or an experienced radio/television technician for help

## **Notice: Shielded cables**

All connections to other computing devices must be made using shielded cables to maintain compliance with FCC regulations.

**Notice: Peripheral devices**

Only peripherals (input/output devices, terminals, printers, etc.) certified to comply with Class B limits may be attached to this equipment. Operation with non-certified peripherals is likely to result in interference to radio and TV reception.

**Caution**

Changes or modifications not expressly approved by the manufacturer could void the user's authority, which is granted by the Federal Communications Commission, to operate this computer.

**Operation conditions**

This device complies with Part 15 of the FCC Rules. Operation is subject to the following two conditions: (1) this device may not cause harmful interference, and (2) this device must accept any interference received, including interference that may cause undesired operation.

**Notice: Canadian users**


This Class B digital apparatus complies with Canadian ICES-003

# Index

<b>1. OUTLOOK.....</b>	<b>2</b>
<b>2. PRODUCT SPECIFICATION.....</b>	<b>4</b>
<b>3. PACKING LIST .....</b>	<b>5</b>
<b>4. CHASSIS DIMENSION .....</b>	<b>6</b>

# 1. Outlook

## Front IO



## Rear IO



Power in DC

## 2. Product Specification

<b>CPU</b>	Intel Pentium/ Celeron/ 6th/ 7th Generation Core i3/ 5/ 7 CPU
<b>Chipset</b>	Intel H110
<b>Memory</b>	Single Channel SO-DIMM DDR3L x 1, Max : 8GB
<b>Graphics</b>	Intel® HD Graphics HD530/630
<b>Expansion Slot</b>	Mini PCI-E x 1 supports WIFI or Intel Movidius AI accelerator Mini PCI-E x 1 supports mSATA
<b>Audio</b>	Realtek ALC662-VD Codec
<b>Front Panel IO</b>	Power Switch x 1 (Blue Indicator), USB 3.0 x 2, USB 2.0 x 4, HDMI Out x 1, VGA Out x 1, Line Out x 1, Mic In x 1, RJ45 GigaLAN x 1, RS232 x 1
<b>Rear Panel IO</b>	DC Jack x 1
<b>Adapter</b>	AC Power Adaptor
<b>Input Voltage</b>	AC 100 ~ 240V

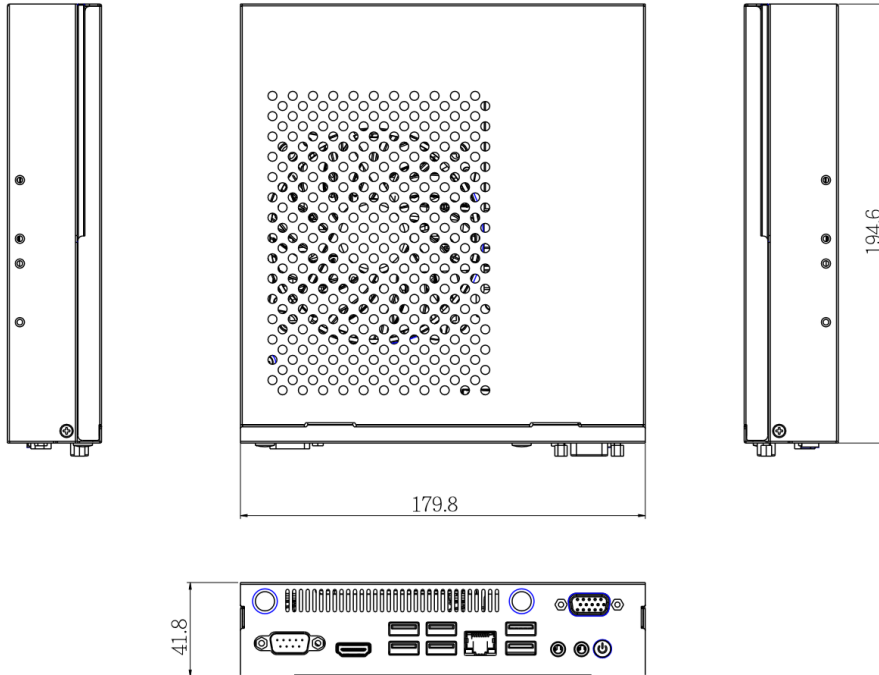
# 3. Packing List

DEV5400

- 1 x DEV5400 system
- 1 x User Guide
- 1 x Driver CD
- 1 x Power Adapter and Power Cord
- 2 x Mounting Bracket

# 4. Chassis Dimension

Dimension of DEV5400 (unit: mm)



P/N: 49.MV101.0110