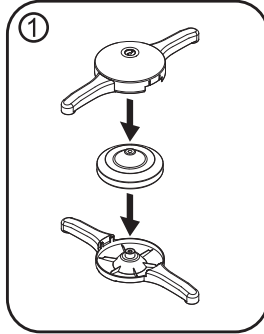


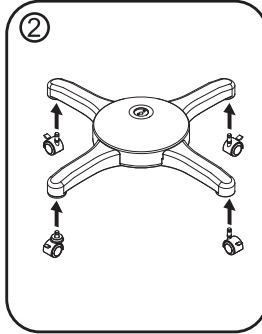


CTA Digital  
Universal Quick Connect Floor Stand  
Product Model: PAD-QCFB / PAD-QCFSW

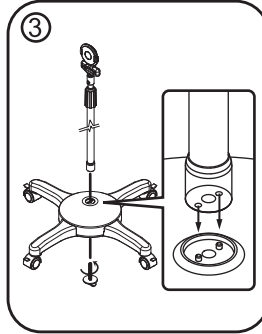
## INSTALLATION INSTRUCTIONS




Base assembly



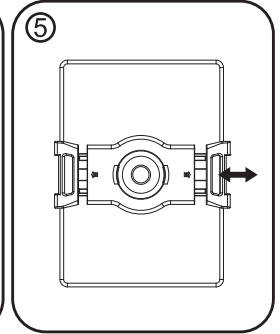
Insert casters



Stand assembly

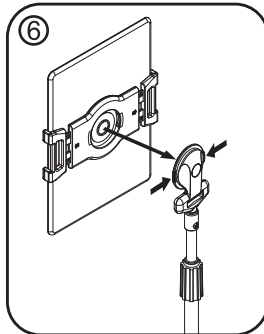


Place tablet on one side of bracket

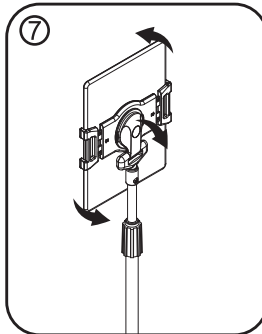


Pull open the bracket over the tablet and release

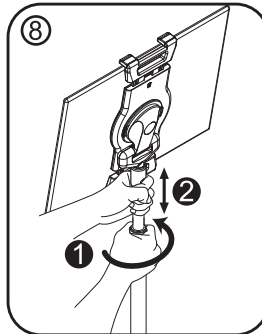
**Caution:**Please ensure that tablet is securely fixed in.



Attach to the panel

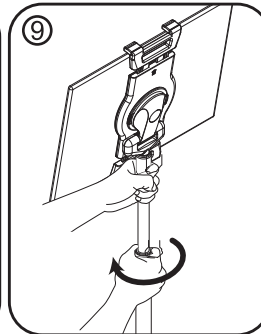


Horizontal / vertical view with angle adjustments

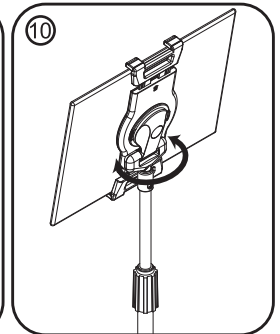


Release the knob to adjust the height

**Caution:**Please hold the pole when make adjustment



Tighten



Rotates 360°

