

Chromebook 3110 2-in-1

Setup and Specifications

Notes, cautions, and warnings

 **NOTE:** A NOTE indicates important information that helps you make better use of your product.

 **CAUTION:** A CAUTION indicates either potential damage to hardware or loss of data and tells you how to avoid the problem.

 **WARNING:** A WARNING indicates a potential for property damage, personal injury, or death.

Chapter 1: Views of Chromebook 3110 2-in-1.....	4
Right.....	4
Left.....	4
Top.....	5
Display.....	5
Bottom.....	6
Service Tag.....	6
Modes.....	7
Battery charge and status light	9
Chapter 2: Specifications of Chromebook 3110 2-in-1.....	10
Dimensions and weight.....	10
Processor.....	10
Chipset.....	11
Operating system.....	11
Memory.....	11
External ports.....	11
Wireless module.....	12
Audio.....	12
Storage.....	13
Keyboard.....	13
Camera.....	14
Touchpad.....	14
Power adapter.....	15
Battery.....	15
Display.....	16
Sensor	17
GPU—Integrated.....	17
Hardware security.....	17
Operating and storage environment.....	18
Chapter 3: Keyboard shortcuts of Chromebook 3110 2-in-1.....	19
Chapter 4: Getting help and contacting Dell.....	20

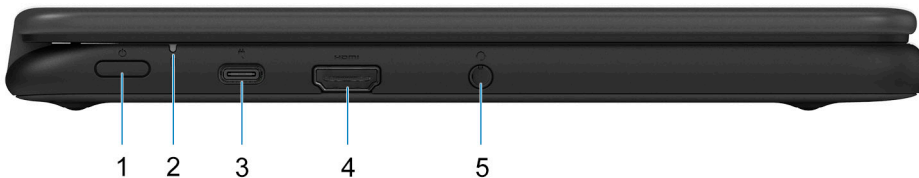
Views of Chromebook 3110 2-in-1

Right



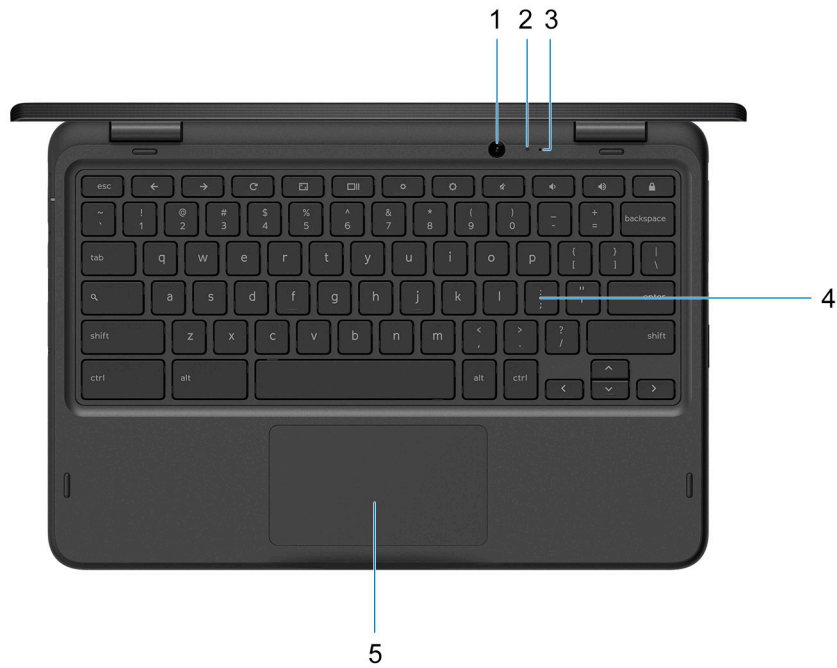
1. Volume button
2. One USB 3.2 Gen 1 port with PowerShare
3. One wedge-shaped lock slot

Left



1. Power button
2. LED status light
3. One USB 3.2 Gen 1 Type-C port with Power Delivery and DisplayPort Alt mode
4. One HDMI 1.4b port
5. One headset (headphone and microphone combo) port

Top



1. World facing camera (optional)
2. Camera status LED (optional)
3. Microphone (optional)
4. Keyboard
5. Touchpad

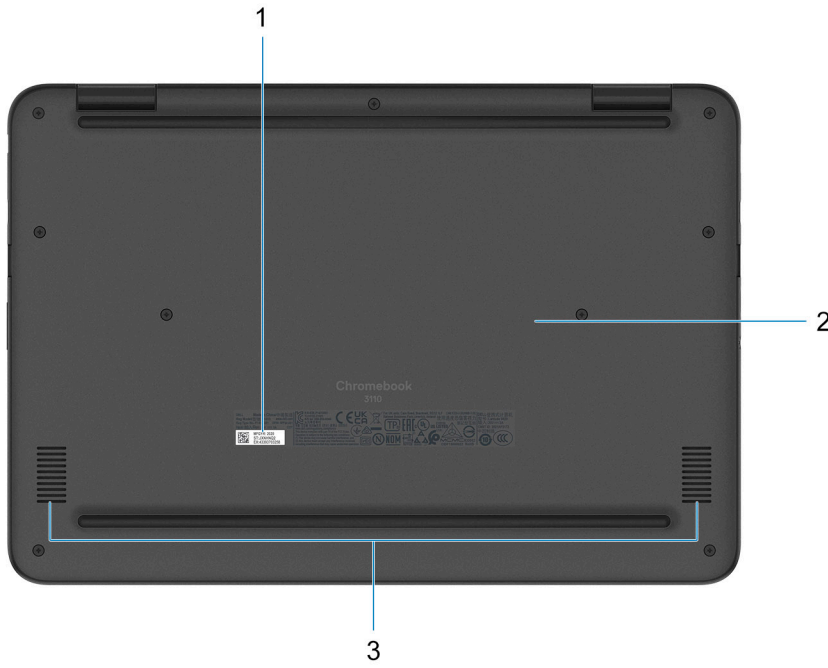
Display



1. Microphone

2. Camera
3. Camera status LED
4. Microphone
5. Display panel

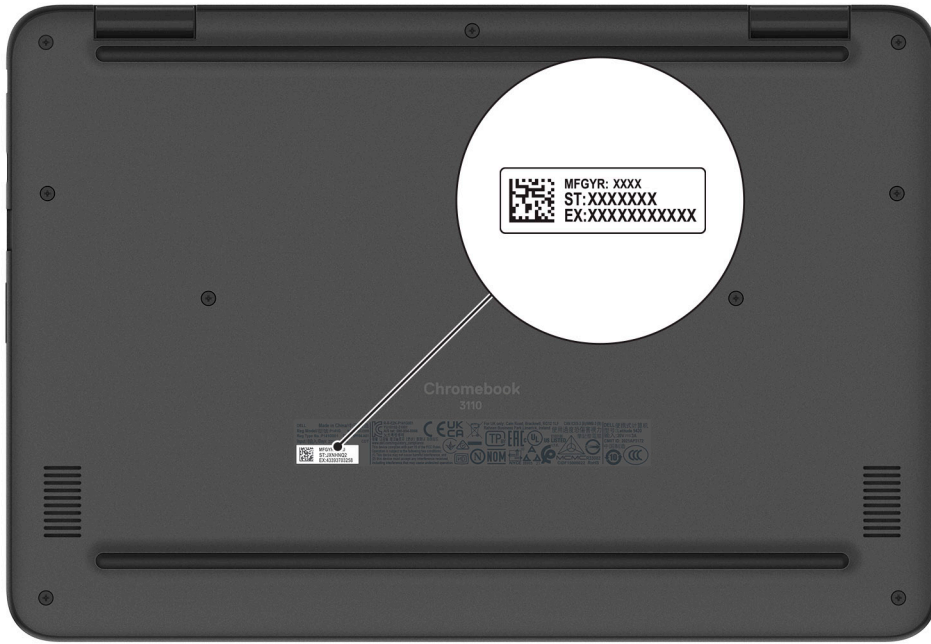
Bottom



1. Service tag location
2. Base cover
3. Speakers

Service Tag

The service tag is a unique alphanumeric identifier that allows Dell service technicians to identify the hardware components in your computer and access warranty information.



Modes

The following modes are applicable for your 2-in-1 computers.

Notebook



Tablet



Stand



Tent



Battery charge and status light

The following table lists the battery charge and status light behavior of your Chromebook 3110 2-in-1.

Table 1. Battery charge and status light behavior

Power Source	LED Behavior	System Power State	Battery Charge Level
AC Adapter	Solid Amber	S0 - S5	< Fully Charged
AC Adapter	Solid White	S0 - S5	Fully Charged
Battery	Solid White	S0 - S5	Adequately Charged
Battery	Blinking Amber (1 sec. on & 1 sec. off)	S0 - S5	battery is critically low (< 10%)


- S0 (ON) - System is turned on.
- S5 (OFF) - The system is in a shutdown state.

Specifications of Chromebook 3110 2-in-1

Dimensions and weight

The following table lists the height, width, depth, and weight of your Chromebook 3110 2-in-1.

Table 2. Dimensions and weight

Description	Values
Height:	
Front height	21.5 mm (0.84 in.)
Rear height	21.5 mm (0.84 in.)
Width	303.9 mm (11.96 in.)
Depth	207.9 mm (8.19 in.)
Weight  NOTE: The weight of your computer depends on the configuration ordered and manufacturing variability.	1.42 kg (3.14 lbs.)

Processor

The following table lists the details of the processors supported by your Chromebook 3110 2-in-1.

Table 3. Processor

Description	Option one	Option two
Processor type	Intel Celeron N4500	Intel Celeron N5100
Processor wattage	6 W	6 W
Processor core count	2	4
Processor thread count	2	4
Processor speed	Up to 2.80 GHz	Up to 2.80 GHz
Processor cache	4 MB	4 MB
Integrated graphics	Intel UHD graphics	Intel UHD graphics

Chipset

The following table lists the details of the chipset supported by your Chromebook 3110 2-in-1.

Table 4. Chipset

Description	Values
Chipset	Intel Celeron N4500/Intel Celeron N5100
Processor	Intel Celeron N4500/Intel Celeron N5100
DRAM bus width	64-bit
Flash EPROM	16 MB
PCIe bus	Up to Gen3

Operating system


Your Chromebook 3110 2-in-1 supports the following operating systems:

Google Chrome operating system

Memory

The following table lists the memory specifications of your Chromebook 3110 2-in-1.

Table 5. Memory specifications

Description	Values
Memory slots	On-board  NOTE: Memory is on-board and cannot be upgraded.
Memory type	LPDDR4x
Memory speed	2933 MHz, non-ECC
Maximum memory configuration	8 GB
Minimum memory configuration	4 GB
Memory size per slot	N/A
Memory configurations supported	<ul style="list-style-type: none">• 4 GB, 2 x 2 GB, LPDDR4x, 2933 MHz, single-channel• 8 GB, 4 x 2 GB, LPDDR4x, 2933 MHz, dual-channel


External ports

The following table lists the external ports on your Chromebook 3110 2-in-1.

Table 6. External ports

Description	Values
USB ports	<ul style="list-style-type: none">• One USB 3.2 Gen 1 port with PowerShare

Table 6. External ports (continued)

Description	Values
	<ul style="list-style-type: none"> One USB 3.2 Gen 1 Type-C port with DisplayPort Alt mode
Audio port	One headset (headphone and microphone combo) port
Video port/ports	<ul style="list-style-type: none"> One HDMI 1.4b port One USB 3.2 Gen 1 Type-C port with Power Delivery and DisplayPort Alt mode
Media-card reader	Not supported
Power-adaptor port	65 W, USB Type-C  NOTE: Adapter is over USB 3.2 Gen 1 Type-C with DisplayPort Alt mode
Security-cable slot	One wedge-shaped lock slot

 **CAUTION:** USB Type-C devices should be removed after use to avoid damage to the system.

Wireless module

The following table lists the Wireless Local Area Network (WLAN) module supported on your Chromebook 3110 2-in-1.

Table 7. Wireless module specifications

Description	Values
Model number	Intel AX201
Transfer rate	Up to 2400 Mbps
Frequency bands supported	2.4 GHz/5 GHz
Wireless standards	<ul style="list-style-type: none"> WiFi 802.11a/b/g Wi-Fi 4 (WiFi 802.11n) Wi-Fi 5 (WiFi 802.11ac) Wi-Fi 6 (WiFi 802.11ax)
Encryption	<ul style="list-style-type: none"> 64-bit/128-bit WEP AES-CCMP TKIP
Bluetooth	Bluetooth 5.2

Audio

The following table lists the audio specifications of your Chromebook 3110 2-in-1.

Table 8. Audio specifications

Description	Values
Audio controller	Dialog DA7219 or Cirrus Logic CS42L42
Stereo conversion	Supported

Table 8. Audio specifications (continued)

Description		Values
Internal audio interface		I2S
External audio interface		Headset (headphone and microphone combo) port
Number of speakers		Two
Internal-speaker amplifier		Maxim MAX98360
External volume controls		Keyboard shortcut controls
Speaker output:		
	Average speaker output	2 W
	Peak speaker output	2.5 W
Subwoofer output		Not Supported
Microphone		<ul style="list-style-type: none"> • Dual digital microphones (front-facing) • Single digital microphone (world-facing)

Storage

This section lists the storage options on your Chromebook 3110 2-in-1.

Your Chromebook 3110 2-in-1 supports one of the following storage configurations:

- One 32 GB eMMC, on-board
- One 64 GB eMMC, on-board


 **NOTE:** Storage is on-board and cannot be upgraded.

Table 9. Storage specifications

Storage type	Interface type	Capacity
eMMC for Celeron processors	On-board	Up to 64 GB

Keyboard

The following table lists the keyboard specifications of your Chromebook 3110 2-in-1.

Table 10. Keyboard specifications

Description	Values
Keyboard type	Standard non-backlit keyboard without numpad
Keyboard layout	QWERTY
Number of keys	<ul style="list-style-type: none"> • United States and Canada: United States and Canada: 74 keys keys • United Kingdom: United Kingdom: 75 keys keys • Japan: Japan: 78 keys keys
Keyboard size	X=19.05 mm key pitch Y=18.05 mm key pitch

Table 10. Keyboard specifications (continued)

Description	Values
Keyboard shortcuts	<p>Some keys on your keyboard have two symbols on them. These keys can be used to type alternate characters or to perform secondary functions. To type the alternate character, press Shift and the desired key. To perform secondary functions, press Fn and the desired key.</p> <p>NOTE: You can define the primary behavior of the function keys (F1–F12) changing Function Key Behavior in BIOS setup program.</p>

Camera

The following table lists the camera specifications of your Chromebook 3110 2-in-1.

Table 11. Camera specifications

Description	One	Two
Number of cameras	Two	Two
Camera type	RGB HD camera, dual-array microphones	RGB 5M camera single-integrated microphone
Camera location	Front camera	World-facing camera (optional)
Camera sensor type	CMOS sensor technology	CMOS sensor technology
Camera resolution (RGB):		
Still image	0.92 megapixel	4.92 megapixels
Video	1280 x 720 (HD) at 30 fps	2560 x 1920 (5M) at 30 fps
Diagonal viewing angle:	78.6 degrees	76.6 degrees

Touchpad

The following table lists the touchpad specifications of your Chromebook 3110 2-in-1.

Table 12. Touchpad specifications

Description	Values
Touchpad resolution:	
Horizontal	>300 dpi
Vertical	N/A
Touchpad dimensions:	
Horizontal	99.40 mm (3.91 in.)
Vertical	59.40 mm (2.34 in.)

Table 12. Touchpad specifications (continued)

Description	Values
Touchpad gestures	For more information about touchpad gestures available on Windows, see the Microsoft knowledge base article at support.microsoft.com .

Power adapter

The following table lists the power adapter specifications of your Chromebook 3110 2-in-1.

Table 13. Power adapter specifications

Description	Values
Type	Pecos 65 W AC adapter, USB-C
Input voltage	100 VAC–240 VAC
Input frequency	50 Hz–60 Hz
Input current (maximum)	1.70 A
Output current (continuous)	20 V/3.25 A; 15 V/3 A; 9 V/3 A; 5 V/3 A
Rated output voltage	20VDC/15VDC/9VDC/5VDC
Temperature range:	
Operating	0°C to 40°C (32°F to 104°F)
Storage	-40°C to 70°C (-40°F to 158°F)

CAUTION: Operating and storage temperature ranges may differ among components, so operating or storing the device outside these ranges may impact the performance of specific components.

Battery

The following table lists the battery specifications of your Chromebook 3110 2-in-1.

Table 14. Battery specifications

Description	Option one
Battery type	3-cell, 42 Whr, "smart" lithium-ion LcL (Long cycle Life)
Battery voltage	11.40 VDC
Battery weight (maximum)	0.20 kg (0.44 lb)
Battery dimensions:	
Height	191.85 mm (7.55 in.)
Width	103.25 mm (4.06 in.)
Depth	5.90 mm (0.23 in.)
Temperature range:	

Table 14. Battery specifications (continued)

Description		Option one
	Operating	0°C to 35°C (32°F to 95°F)
	Storage	-20°C to 65°C (-4°F to 149°F)
Battery operating time		Varies depending on operating conditions and can significantly reduce under certain power-intensive conditions.
Battery charging time (approximate)		Standard mode <ul style="list-style-type: none"> ● 0~15 degrees: 4 hours ● 16~60 degrees: 3 hours ● 46~60 degrees: 3 hours
Coin-cell battery		Not supported
<p>⚠ CAUTION: Operating and storage temperature ranges may differ among components, so operating or storing the device outside these ranges may impact the performance of specific components.</p> <p>⚠ CAUTION: Dell recommends that you charge the battery regularly for optimal power consumption. If your battery charge is completely depleted, connect the power adapter, turn on your computer, and then restart your computer to reduce the power consumption.</p>		

Display

The following table lists the display specifications of your Chromebook 3110 2-in-1.

Table 15. Display specifications

Description		Option one	Option two
Display type		11.6-inch, High Definition (HD), pen touch	11.6-inch, High Definition (HD), touch
Display-panel technology		IPS	IPS
Display-panel dimensions (active area):			
	Height	144 mm (5.67 in.)	144 mm (5.67 in.)
	Width	256.13 mm (10.08 in.)	256.13 mm (10.08 in.)
	Diagonal	294.64 mm (11.60 in.)	294.64 mm (11.60 in.)
Display-panel native resolution		1366 x 768	1366 x 768
Luminance (typical)		220 nits	220 nits
Megapixels		1,049,088	1,049,088
Color gamut		50% NTSC	50% NTSC
Pixels Per Inch (PPI)		135	135
Contrast ratio (min.)		700:1 typ.	800:1 typ.
Response time (max.)		45 ms	35 ms

Table 15. Display specifications (continued)

Description	Option one	Option two
Refresh rate	60 Hz	60 Hz
Horizontal view angle	-80/+80 degrees	-80/+80 degrees
Vertical view angle	-80/+80 degrees	-80/+80 degrees
Pixel pitch	0.1875 x 0.1875 mm	0.1875 x 0.1875 mm
Power consumption (maximum)	4.00 W	3.10 W
Anti-glare vs glossy finish	Anti-glare	Anti-glare
Touch options	Yes, anti-fingerprint, 360-degree convertible	Yes, anti-fingerprint, 360-degree convertible
Stylus	Yes, USI 1.0 active pen support; WALTOP Pen w/ AAAA battery	No

Sensor

The following table lists the sensor of your Chromebook 3110 2-in-1.

Table 16. Sensor

Sensor support
Gyro + Accelerometer
Accelerometer
Screen Rotation support

GPU—Integrated

The following table lists the specifications of the integrated Graphics Processing Unit (GPU) supported by your Chromebook 3110 2-in-1.

Table 17. GPU—Integrated

Controller	External display support	Memory size	Processor
Intel UHD graphics	<ul style="list-style-type: none"> One HDMI 1.4b port One DisplayPort Alt mode over USB 3.2 Gen 1 Type-C port with Power delivery 	Shared system memory	Intel Celeron N4500

Hardware security

The following table lists the hardware security of your Chromebook 3110 2-in-1.

Table 18. Hardware security

Hardware security
H1 Security Chip

Table 18. Hardware security (continued)

Hardware security
One wedge-shaped lock slot

Operating and storage environment

This table lists the operating and storage specifications of your Chromebook 3110 2-in-1.

Airborne contaminant level: G1 as defined by ISA-S71.04-1985

Table 19. Computer environment

Description	Operating	Storage
Temperature range	0°C to 35°C (32°F to 95°F)	-40°C to 65°C (-40°F to 149°F)
Relative humidity (maximum)	10% to 90% (non-condensing)	0% to 95% (non-condensing)
Vibration (maximum)*	0.66 GRMS	1.30 GRMS
Shock (maximum)	110 G†	160 G†
Altitude range	-15.2 m to 3048 m (-49.87 ft to 10000 ft)	-15.2 m to 10668 m (-49.87 ft to 35000 ft)
⚠ CAUTION: Operating and storage temperature ranges may differ among components, so operating or storing the device outside these ranges may impact the performance of specific components.		

* Measured using a random vibration spectrum that simulates user environment.

† Measured using a 2 ms half-sine pulse.

Keyboard shortcuts of Chromebook 3110 2-in-1

Table 20. List of keyboard shortcuts

Function key	Primary behavior
F1	Browser back
F2	Browser refresh
F3	Full screen
F4	Window Overview
F5	Screenshot
F6	Dim Screen
F7	Brighten screen
F8	Mute
F9	Volume down
F10	Volume up
F13	Lock
Alt + search key	Caps lock on temporarily


For information on keyboard shortcuts, see [Chromebook keyboard shortcuts](#).

Getting help and contacting Dell

Self-help resources


You can get information and help on Dell products and services using these self-help resources:


Table 21. Self-help resources

Self-help resources	Resource location
Information about Dell products and services	www.dell.com
Tips	
Online help for operating system	For support on your Chromebook, refer Chrome OS Support .
Access top solutions, diagnostics, drivers and downloads, and learn more about your computer through videos, manuals and documents.	Your Dell computer is uniquely identified by a Service Tag or Express Service Code. To view relevant support resources for your Dell computer, enter the Service Tag or Express Service Code at www.dell.com/support . For more information on how to find the Service Tag for your computer, see Locate the Service Tag on your computer .
Dell knowledge base articles for a variety of computer concerns	<ol style="list-style-type: none"> 1. Go to www.dell.com/support. 2. On the menu bar at the top of the Support page, select Support > Knowledge Base. 3. In the Search field on the Knowledge Base page, type the keyword, topic, or model number, and then click or tap the search icon to view the related articles.

Contacting Dell

To contact Dell for sales, technical support, or customer service issues, see www.dell.com/contactdell.

 **NOTE:** Availability varies by country/region and product, and some services may not be available in your country/region.

 **NOTE:** If you do not have an active Internet connection, you can find contact information about your purchase invoice, packing slip, bill, or Dell product catalog.